

ALUCOBOND® FaceFastened

Product Data Sheet






JULY 28, 2023

ALUCOBONDUSA.COM / 800.626.3365

Overview:

ALUCOBOND® FaceFastened is a simple, but high-performance architectural cladding system that combines a sleek, modern aesthetic with superior durability and ease of installation. Designed for use in a wide range of applications, this simple screwed ACM system utilizes **ALUCOBOND FaceFastened Attachment Rails** and **ALUCOBOND FaceFastened Attachment Screws** to create a seamless, flush-mounted appearance that is both visually striking and highly functional. Whether you’re looking to create a dramatic, eye-catching façade or simply seeking a reliable, cost-effective cladding solution, ALUCOBOND FaceFastened is the perfect choice.

ALUCOBOND® FaceFastened Profiles		
ALUCOBOND FaceFastened Joint-Rail	ALUCOBOND FaceFastened Rail (Start/End/Mid)	ALUCOBOND FaceFastened Attachment Screw
		
SKU # _____	SKU # _____	SKU # _____

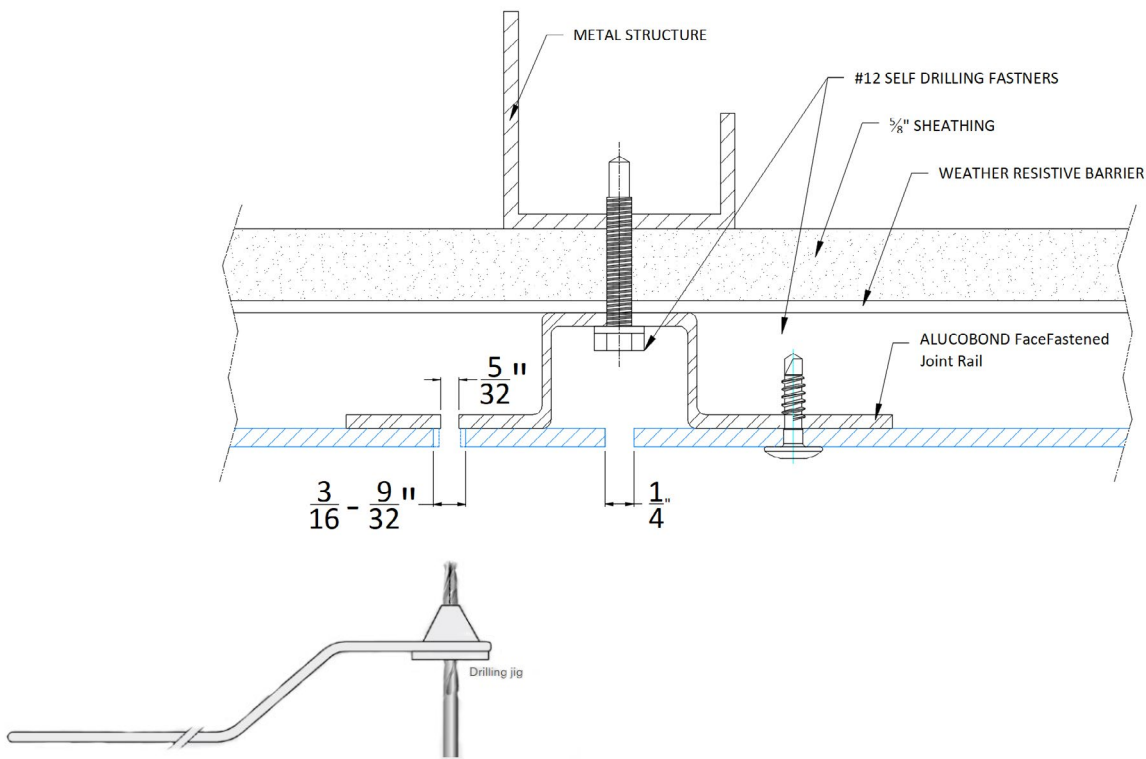
Component	Material	Color/Finish	Width	Length	Weight
ALUCOBOND PLUS Panel	4mm Aluminum Composite Panel	91 Standard Finishes or Custom	Customized Widths Between 6" - 62"	Customized Lengths Between 7" - 16'	1.56 lb/ft ²
ALUCOBOND FaceFastened Joint-Rail	Extruded Aluminum	Mill Finish	-	10'	0.821 lbs/ft
ALUCOBOND FaceFastened Rail (Start/End/Mid)	Extruded Aluminum	Mill Finish	-	10'	0.59 lbs/ft
ALUCOBOND FaceFastened Attachment Screw	304 Stainless	Color Match to Design	0.475" (head width)	3/4"	1.5 lbs. per 250ct.

Screw Spacing:

ALUCOBOND FaceFastened system has carefully engineered screw spacing, designed to meet and exceed the standards set by ASTM E330. For comprehensive technical documentation and further details, please contact your Local Sales Manager or email our technical team at 3ACUS.AlucobondTechnical@3AComposites.com

Expansion Holes

Thermal expansion should always be considered in designs using ALUCOBOND PLUS material. ALUCOBOND PLUS material has been tested and has a Rate of Expansion of 0.000158"/ft/°F. That translates into 1/8" movement in an 8 foot panel with a 100°F temperature change. Temperature differences must be considered between shop (fabrication) temperature and the highest or lowest temperature the panel is expected to achieve. An example of this concept is listed below. Care should always be taken to avoid restricting thermal movement of the panel to eliminate unacceptable bowing and over-stressing of the fasteners. The coefficient for unlike materials should be considered in joint design. An oversized hole of 3/16" - 9/32" should be drilled in the ACM to allow for thermal expansion and contraction. A drilling jig/center punch can be used to make sure you are in the center of the hole on the ACM.



Storage and Handling

ALUCOBOND PLUS material should always be stored in a cool dry area where temperatures are relatively stable. Excessive temperature fluctuations may cause condensation to form on the stored sheets, possibly resulting in permanent surface damage, especially on anodized material. Do not allow moisture to reach stored material. If crates of ALUCOBOND PLUS material are shipped horizontally, the installer should provide adequate support to prevent sagging. Long-term storage with the panels sagging could create a permanent bow in the material. However, small quantities of material may be stored on edge if adequately supported with an "A" frame rack. The