


SINTRA®



The superior expanded PVC board with a low-gloss satin finish

THE EXPANDED PVC SHEET COLLECTION

- **SINTRA®** has been the industry's premium PVC board for more than 30 years. It is comprised of moderately expanded polyvinyl chloride (PVC) in a homogeneous sheet with a low-gloss satin finish.
- **SINTRA ECLIPSE** is a solid bright white PVC facer over black SINTRA.
- **SINTRA VERS** is a lighter weight, moderately expanded PVC board with a low-gloss satin finish.
- **SINTRA CONSTRUCT** is a moderately expanded PVC board created for mechanical assembly & fabrication applications.

WHY CHOOSE SINTRA?

- SINTRA is the brightest, whitest and most consistent PVC board on the market
- Premium bright white surface provides outstanding printing results
- Can be digitally printed on both sides
- Superior dent and scratch resistance
- Lightweight yet rigid and durable
- Ease of machinability
- Can be formed into different shapes using wood and foam board fabrication techniques
- Good chemical resistance

WHY CHOOSE SINTRA ECLIPSE?

- The premium, bright white solid PVC facer of SINTRA ECLIPSE allows for enhanced printing capabilities with standard black SINTRA
- Eliminates the need for laminating or flood coating
- Maintains superior properties & fabrication of standard SINTRA

WHY CHOOSE SINTRA VERS?


- Versatile general purpose expanded PVC board for a wide range of display applications
- The market standard for expanded PVC
- Very good digital & screen printing results
- Can be digitally printed on both sides
- Excellent dent and scratch resistance
- Lighter weight for easy handling and installation
- Ideal for quick-turn, high volume projects

WHY CHOOSE SINTRA CONSTRUCT?

- Very good impact strength and scratch resistance
- Easily machined & fabricated - provides necessary staple & screw retention
- High resistant to moisture absorption - no rotting or delamination
- Lightweight yet extremely rigid and durable
- Heat formable and chemical resistant
- Can be formed into different shapes using wood and foam board fabrication techniques




SINTRA




SINTRA ECLIPSE



SINTRA VERS



SINTRA CONSTRUCT



SINTRA COLORS

PRODUCT AVAILABILITY

	Gauges	Colors	Sizes
SINTRA	1mm, 2mm, 3mm, 6mm, 10mm, 12.7mm	Bright White Black Gray Light Gray Dark Red Bright Yellow Dark Green Dark Blue Custom Colors	1M (39.37") x 96", 48"x96", 48"x120", 50"x100", 60"x96", 60"x120", 2M (79.92") x 120" Custom sizes available
SINTRA ECLIPSE	3mm, 6mm, 12.7mm	Bright White front facer on standard black SINTRA	48" x 96"
SINTRA VERS	3mm, 4mm, 5mm, 6mm	Bright white Black	48" x 96", 50" x 100", 60" x 120" custom sizes available
SINTRA CONSTRUCT	6mm, 10mm, 12.7mm, 19mm	White Black	48" x 96"; Custom sizes available

Due to multiple product configurations, please refer to the website for product availability in the desired thickness and size.