

The superior expanded PVC board with a low-gloss matte finish

## THE EXPANDED PVC SHEET COLLECTION

- **SINTRA®** has been the industry's premium PVC board for more than 30 years. It is comprised of moderately expanded polyvinyl chloride (PVC) in a homogeneous sheet with a low-gloss satin finish.
- **SINTRA Eclipse** is a solid bright white PVC facer over black SINTRA.
- **SINTRA Vers** is a lighter weight, moderately expanded PVC board with a low-gloss satin finish.
- **SINTRA Construct** is a moderately expanded PVC board created for mechanical assembly & fabrication applications.

### WHY CHOOSE SINTRA?

- SINTRA is the brightest, whitest and most consistent PVC board on the market
- Premium bright white surface provides outstanding printing results
- Can be digitally printed on both sides
- Superior dent and scratch resistance
- Lightweight yet rigid and durable
- Ease of machinability
- Can be formed into different shapes using wood and foam board fabrication techniques
- Good chemical resistance

### WHY CHOOSE SINTRA ECLIPSE?

- The premium, bright white solid PVC facer of SINTRA Eclipse allows for enhanced printing capabilities with standard black SINTRA
- Eliminates the need for laminating or flood coating
- Maintains superior properties & fabrication of standard SINTRA

### WHY CHOOSE SINTRA VERS?


- Versatile general purpose expanded PVC board for a wide range of display applications
- The market standard for expanded PVC
- Very good digital & screen printing results
- Can be digitally printed on both sides
- Excellent dent and scratch resistance
- Lighter weight for easy handling and installation
- Ideal for quick-turn, high volume projects

### WHY CHOOSE SINTRA CONSTRUCT?


- Very good impact strength and scratch resistance
- Easily machined & fabricated - provides necessary staple & screw retention
- High resistant to moisture absorption - no rotting or delamination
- Lightweight yet extremely rigid and durable
- Heat formable and chemical resistant
- Can be formed into different shapes using wood and foam board fabrication techniques




SINTRA



SINTRA Eclipse



SINTRA Vers



SINTRA Construct



SINTRA Colors

## PRODUCT AVAILABILITY

	Gauges	Colors	Sizes
<b>SINTRA</b>	1mm, 2mm, 3mm, 6mm, 10mm, 12.7mm	Bright White Black Gray Light Gray Dark Red Bright Yellow Dark Green Dark Blue Custom Colors	1M (39.37") x 96", 48"x96", 48"x120", 50"x100", 60"x96", 60"x120", 2M (79.92") x 120" Custom sizes available
<b>SINTRA Eclipse</b>	3mm, 6mm, 12.7mm	White Front Facer on standard black SINTRA	48" x 96"
<b>SINTRA Vers</b>	3mm, 4mm, 5mm, 6mm	Bright white Black	48" x 96", 50" x 100", 60" x 120" custom sizes available
<b>SINTRA Construct</b>	6mm, 10mm, 12.7mm, 19mm	White Black	48" x 96"; Custom sizes available

Due to multiple product configurations, please refer to the website for product availability in the desired thickness and size.